



Integrated Modules. Passion for cooking reaches new dimensions with our 381 mm integrated modules. Six models cover the gamut of cooking methods, from searing to steaming to deep frying. Combine modules à la carte-style to create a truly custom cooktop. Turn any countertop into a cooking area. Even add specialty functions alongside an existing cooktop or range. Low-profile grates, dual-stacked burners, deep spill pans and illuminated controls allow these modules to integrate perfectly with their larger counterparts and deliver equal performance. All integrated modules have the classic stainless steel finish.

KEY FEATURES

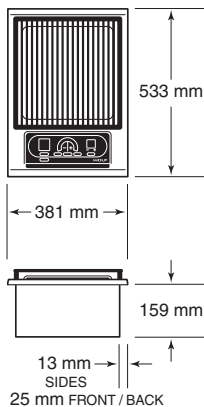
- Electric cooktop: Two elements operate with high-frequency pulsation technology for consistent heating.
- Electric grill: Two 1,400-watt elements ensure precise control in front and rear zones for year-round grilling.
- Electric steamer: Powerful 2,600-watt heating element steam cooks meats, vegetables and grains beautifully.
- Electric fryer: Fried foods emerge crisp and light, due to precise control of the 2,600-watt heating element.
- Gas cooktop: Equipped with the same dual-stacked burners as our larger cooktops; .1 to 3.8 kW range.
- Multi-function cooktop: The 8.0 kW burner concentrates its flame in precisely the right spot for stir-frying.

INTEGRATED MODULES



ICBIG15/S
ELECTRIC GRILL

ELECTRIC GRILL





Wolf Integrated Modules

Planning Information

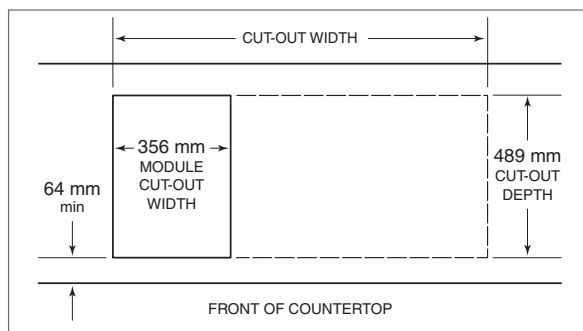
When multiple cooktops or modules are installed side by side, the dimensions provided in the chart are derived by adding 32 mm additional space for each additional unit, to give you the total countertop cut-out width. Dimensions include the optional filler strip available through your Wolf dealer. For local distributor information, visit the international section of our website, wolfappliance.com.

Refer to specifications on the following pages for specific installation requirements and limitations for each integrated module. Review specific installation instructions for product-to-product capabilities. Installation specifications for the electric cooktop can be found on page 20 and for the gas cooktop on page 28.

IMPORTANT NOTE: Wolf does not recommend the use of downdraft ventilation with the grill, steamer or fryer modules.

Multiple Cooktops

COUNTERTOP CUT-OUT	WIDTH
2 Modules	743 mm
3 Modules	1130 mm
4 Modules	1518 mm
762 mm Cooktop / Module	1124 mm
762 mm Cooktop / 2 Modules	1511 mm
914 mm Cooktop / Module	1276 mm



Countertop cut-out.

ELECTRICAL REQUIREMENTS

Wolf electric modules require a separate, grounded 3-wire 220-240 V AC, 50/60 Hz power supply. Gas modules require a separate, grounded 220-240 V AC, 50/60 Hz power supply and a grounded 3-prong receptacle located within reach of the 1.8 m power cord. Total amps for the electric cooktop is 16. Total amps for the electric grill, steamer and fryer is 12. Total amps for gas and multi-function cooktops is less than one.

When multiple cooktops or modules are installed side by side, each unit must have its own separate electrical supply.

GAS REQUIREMENTS

A gas supply line of 19 mm rigid pipe must be provided to the gas module. If local codes permit, a certified, .9 m long, 13 mm or 19 mm ID flexible metal appliance connector is recommended to connect the module to the gas supply line.

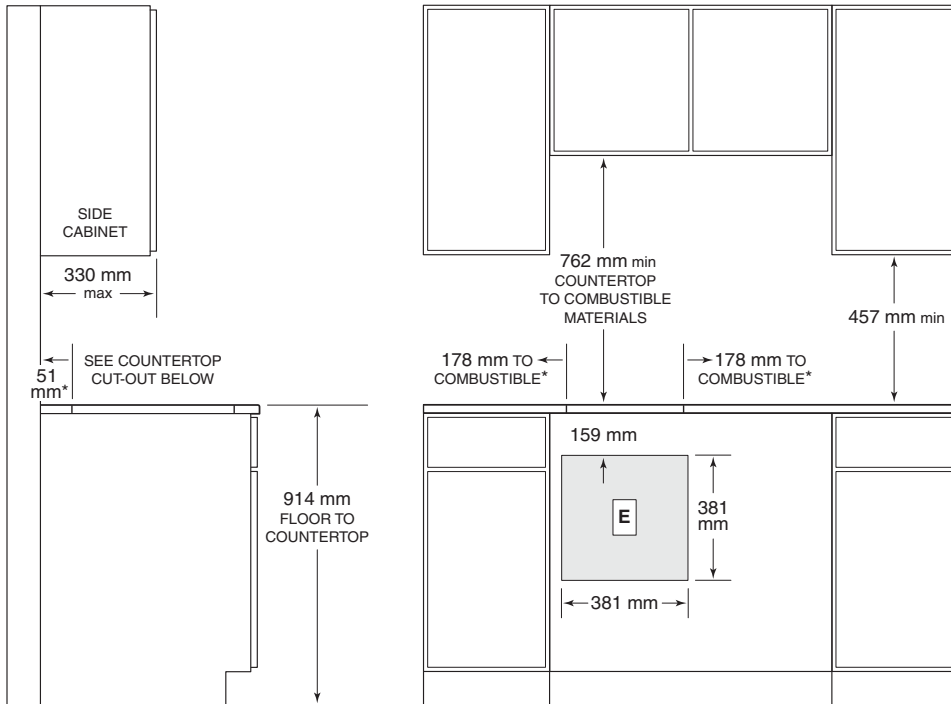
When multiple gas cooktops or modules are installed next to one another, they can receive their gas supply from a common line.

Wolf gas modules are designed to operate on natural gas at 20 mb pressure or LP gas at 37 mb pressure.



Electric Grill

STANDARD INSTALLATION



*Minimum clearance from cooktop cut-out to combustible materials up to 457 mm above countertop.

NOTE: Application shown allows for installation of two 381 mm modules side by side.

