



# HYDROTAP G5 BCSHA CELSIUS PLUS ALL-IN-ONE PULL-OUT CHROME



**BOILING**



**CHILLED**



**SPARKLING**

**FILTERED**



**HOT & AMBIENT**

**UNFILTERED**



## Order Code H5X783Z00NZ

Zenith HydroTap Design Range CELSIUS PLUS All-In-One Pull-Out Boiling, Chilled & Sparkling Filtered water, plus Hot and Cold washing up water from a single tap (hot and cold water supply required) including the artfully incorporated pull-out sprayer for convenience. The intuitive touch-pad with antimicrobial protection operates the filtered drinking water, while the lever dispenses unfiltered hot and cold water. Enhanced sparkling water delivery every time with an optimised aerator hidden inside the elegant spout of the tap. The system features a single under bench command centre including full colour interactive touch screen display with pin code protection and customisable settings including boiling water safety mode, 3 energy saving modes including ON/OFF timers and 2 hour sleep mode, 'Quiet' mode with automated intelligent fan speed adjustment, antimicrobial protection impregnated into key water paths for enhanced hygiene, 100% water efficient air cooled technology, 0.2 micron water filtration, and 2 disposable CO2 cylinders. This product is available from selected specialist retailers. Click the "Find your Specialist Retailer" link to find your local showroom.

Manufacturing H5X783Z00NZ

---

Code

---

Capacity Residential

---

---

<b>Tap</b>	Zenith HydroTap Design Range CELSIUS PLUS All-In-One Pull-Out (Chrome)
<b>Water Pressure</b>	Min 250kPa - Max 700kPa
<b>Water Connection</b>	1/2" BSP (G1/2)
<b>Water Supply Requirements</b>	Cold and Hot
<b>Water Valves</b>	Integrated 500kPa Pressure limiting valve and Dual Check Valve
<b>Power Rating</b>	1.8kW 220-240V 50Hz
<b>Power Supply</b>	1 x 10 Amp socket outlet
<b>Dimensions</b>	W339mm x D460mm x H333mm
<b>Product Approvals</b>	WaterMark, RCM, ARC
<b>Wels Rating</b>	6 Star, 4.5 litres
<b>Warranty</b>	5 years (appliance warranty 36 months plus additional 24 months tank warranty)

---

## Installation Requirements

1. Installation and connection of your Zenith HydroTap must be carried out by a Zenith Certified service technician, observing national and local regulations.
2. You will require suitable mains electrical and drinking water connections, plus waste water drainage all within 1 metre of the product.
3. Zenith HydroTap is air-cooled so discrete cabinetry cut-outs are required for ventilation.
4. Installation on most bench tops is straightforward however some stone bench tops may require a specialised cutting service. Note that a 50mm hole is required for tap installation.
5. If you live in a hard water area, we recommend installation of a scale filtration kit.

---

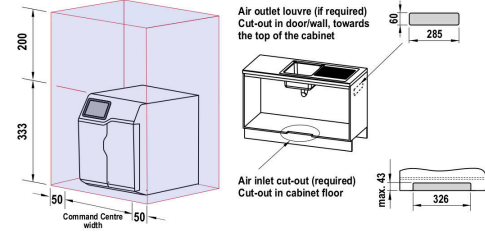
## Installation Detail

BKL2 HydroTap G5 v1.07.07.23 BCS BCS20

**Ventilation requirements** Contact your local service provider if ventilation is not suitable

**Clearance envelope**

Position the Tap and the Command Centre as close together as possible.



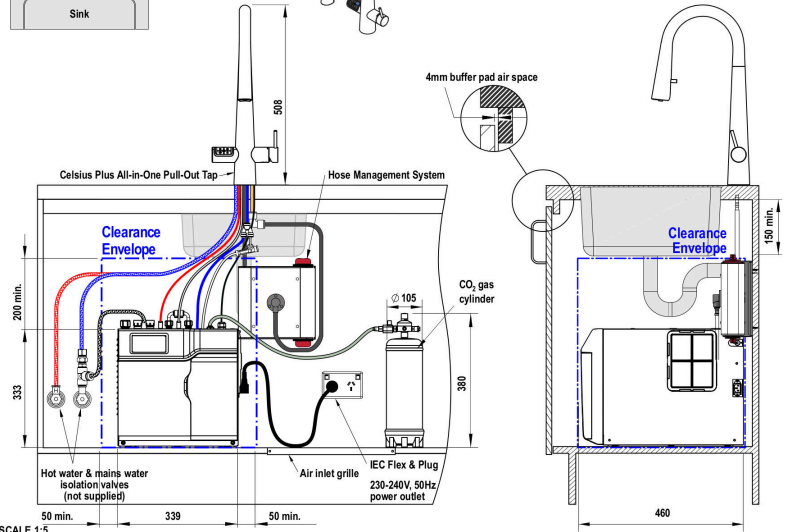
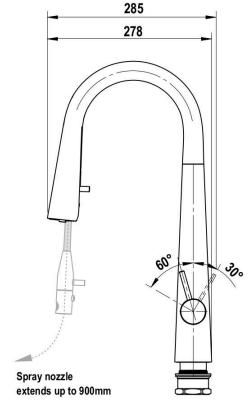
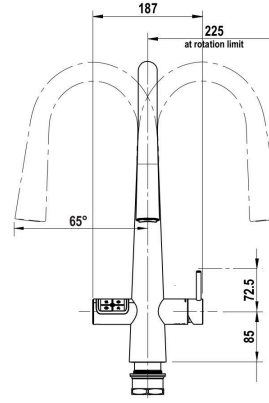
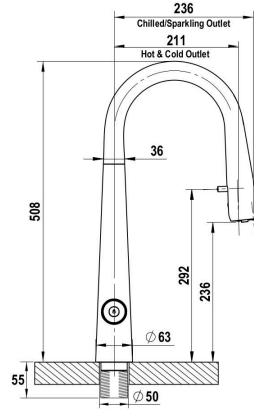
**Tap Positioning**

Position the Tap to dispense into the sink, allowing clearance for a cup or teapot.



**HydroTap Tap options**

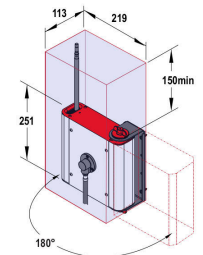
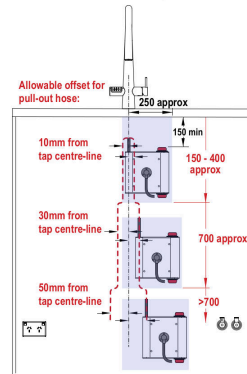
**Celsius Plus All-in-One Pull-Out Tap**



**Hose Management System**

For ease of installation, the wall area directly under the tap and to either the right or left side, as shown, should be clear of obstructions. Locate water and electricity outlets elsewhere.

Rotate the Hose Management System to align the pull-out hose within the allowable offset. Refer to the instructions supplied.

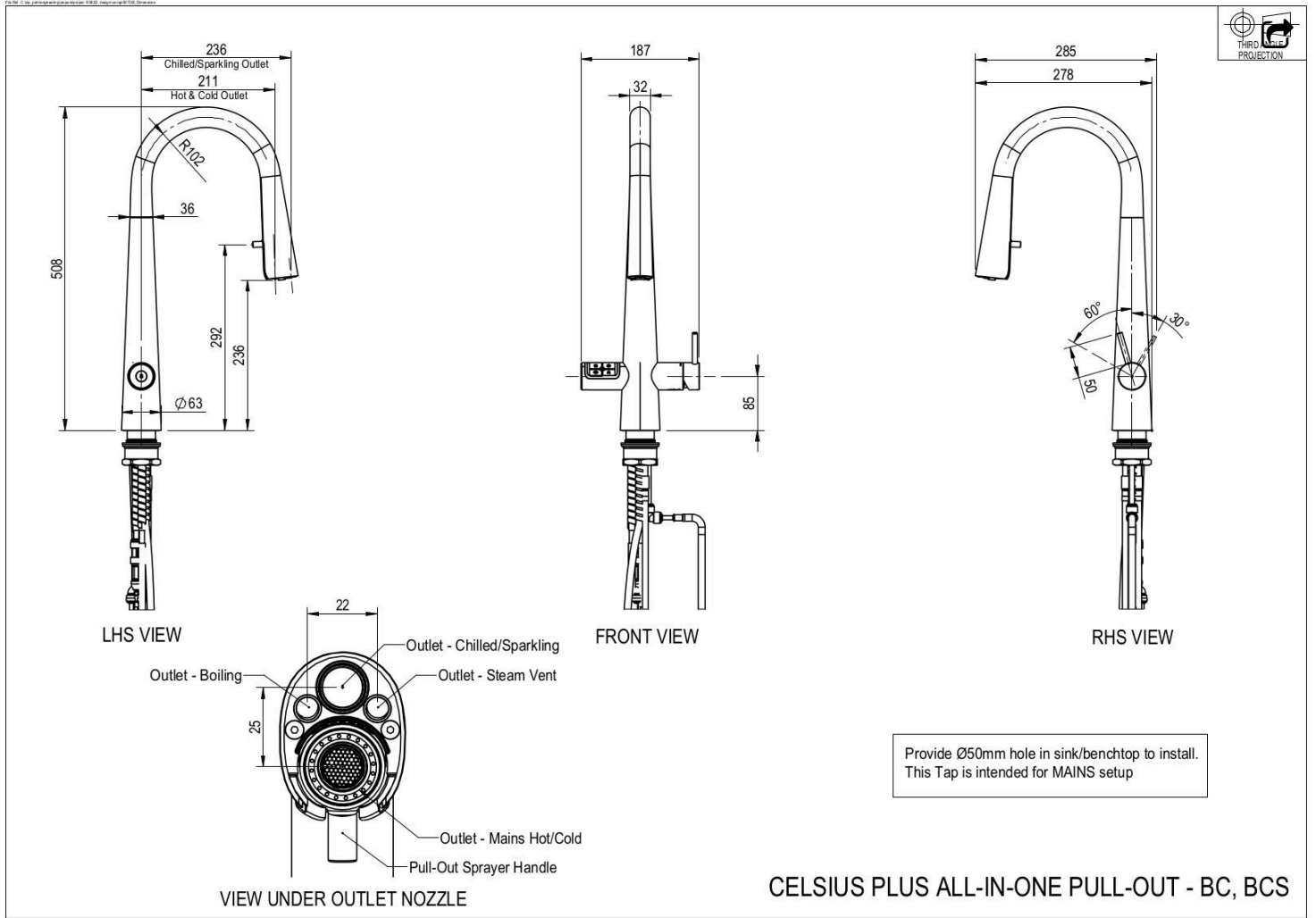


**HydroTap G5 BCS Home**

shown with Celsius Plus All-in-One Pull-Out Tap

SCALE 1:5  
ALL DIMENSIONS IN MM UNLESS OTHERWISE SPECIFIED. INSTALLATION DIAGRAMS ARE FOR ILLUSTRATIVE PURPOSES ONLY. HOSES ARE NOT SHOWN TO SCALE AND CANNOT BE LENGTHENED.

**Tap Detail**



807300