



TRANSITIONAL FOUR BURNER GAS COOKTOP W.762

ICBCG304T/S

- Seamless Stainless Steel Burner Pan: Cleanup is simple, thanks to the one-piece stainless steel burner pan.
- Individual Spark Ignition System: Each burner has a sensor that detects if the flame has gone out while you're cooking and automatically re-ignites it electronically.
- Porcelain-coated, Cast-iron Burner Grates
- Continuous cast-iron grates with a matte black, porcelain finish let you slide pots easily on and off heat, or from one burner to another.

SPECIFICATIONS

Key Features:

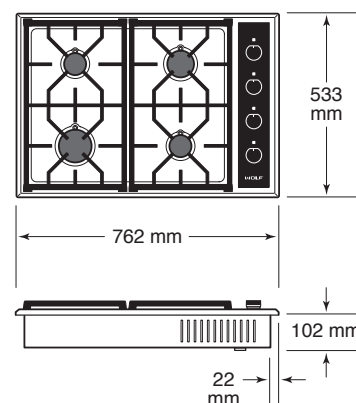
- Dual-stacked, sealed burners for ultimate control.
- Automatic electronic reignition for safety and ease of use.
- Mj from 16 to 0.3 for tasks from searing to melting.
- True Simmer setting on all burners for 93°C of heat; no scorching.
- Illuminated, cool-to-touch knobs for user-friendly comfort.
- Available for natural gas or LP liquid gas.

Features:

- Individual spark ignition system.
- Low-profile, continuous grates.
- Porcelain-coated cast-iron grates.
- Seamless burner pan.

Specifications:

- Height: 102 (mm)
- Width: 762 (mm)
- Depth: 533 (mm)
- Transport Weight: 23 (kg)
- Voltage: 220-240 (V)
- Electrical Load: 0.5 (Amp)
- Electrical Connection: 13 (Amp)
- Burner Large: 5.3 (kW)
- Burner Medium: 3.5 (kW)
- Burners Small: 2 x 2.7 (kW)





TRANSITIONAL FOUR BURNER GAS COOKTOP W.762 ICBCG304T/S

PLANNING INFORMATION

A minimum 51 mm is required from the bottom of the cooktop to combustible materials. If a cooktop is installed above an oven, a minimum of 6 mm is required between units.

ELECTRICAL

- Installation must comply with all applicable electrical codes and be properly grounded (earthed).
- Locate the electrical supply as shown in the illustration on the following pages. A separate circuit, servicing only this appliance is required. A ground fault circuit interrupter (GFCI) is not recommended and may cause interruption of operation.

ELECTRICAL REQUIREMENTS

Required Power Supply	220-240 V AC 50/60 Hz
Service	0.2 A
Receptacle	grounding-type (earthed)
Power cord	1.8 m

GAS SUPPLY

- A gas supply line of 19 mm rigid pipe must be provided to the cooktop. If local codes permit, a certified, .9 m long, 13 mm or 19 mm ID flexible metal appliance connector is recommended to connect the units ISO 7/1-14 male inlet to the gas supply line.
- The gas cooktops contain a regulator for natural gas and LP gas.
- Wolf natural gas cooktops will function up to 3124 m in altitude without adjustment and LP gas cooktops will function up to 2621 m. If the installation exceeds these elevations, contact an authorized Wolf dealer for a high altitude conversion kit.

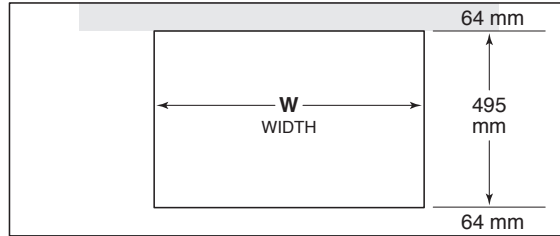
GAS REQUIREMENTS

NATURAL GAS	WC
Supply Pressure	12.5 mbar
Min Line Pressure	17.5 mbar
Max Regulator Pressure	100 mbar

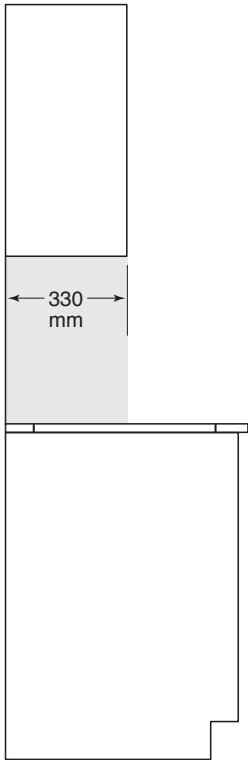
LP GAS	WC
Supply Pressure	25 mbar
Min Line Pressure	27.4 mbar
Max Regulator Pressure	100 mbar



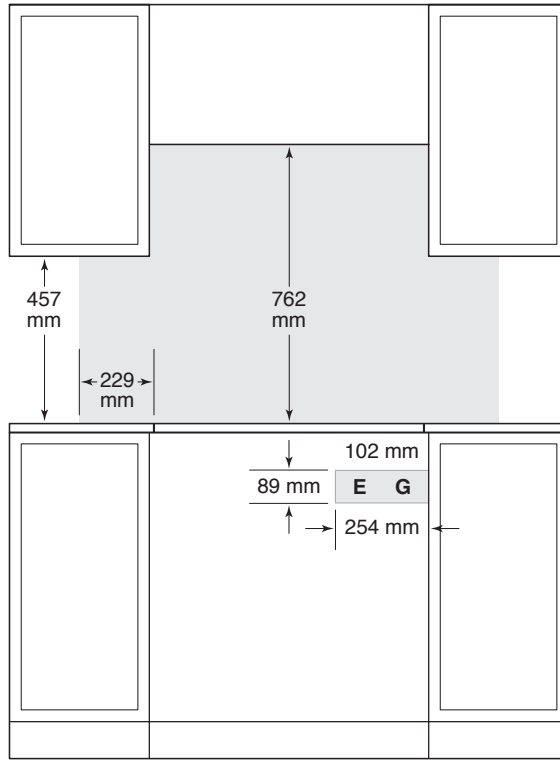
TRANSITIONAL FOUR BURNER GAS COOKTOP W.762 ICBCG304T/S STANDARD INSTALLATION



COUNTERTOP CUT-OUT



SIDE VIEW



FRONT VIEW

*NOTE: Shaded area above countertop indicates minimum clearance to combustible surfaces, combustible materials cannot be located within this area.
Electrical and gas supply location only applies to installations with built-in oven.*

CUTOUT WIDTH

76 cm Cooktop
91 cm Cooktop

W

737 mm
889 mm