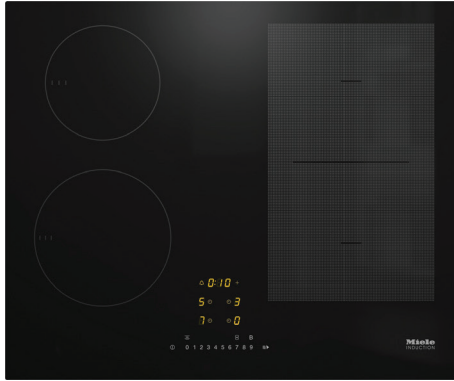


KM 7464 FL

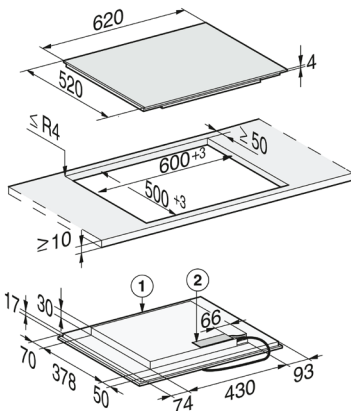
Induction cooktop

Onset controls with PowerFlex cooking zone for maximum versatility and performance.



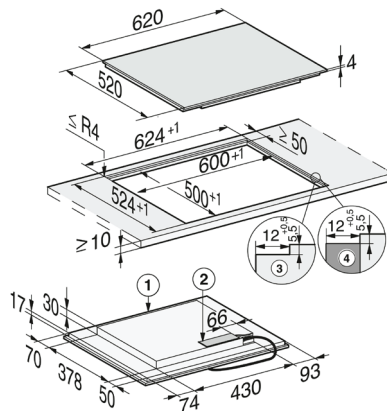
Technical data	
Dimensions in mm (width)	620
Dimensions in mm (depth)	520
Built-in height with mains connection box in mm	51
Cutout dimensions in mm (width)*	600
Cutout dimensions in mm (depth)*	500
Total connected load in kW	7.4
Weight in kg	12
Voltage in V	230
Frequency in Hz	50-60
Number of phases	1
Cable length in m	1.4
Standard accessories	
Connection cable	•

*See installation drawings for flush installation cutout



KM 7464 FL PowerFlex - (Proud Installation drawing)

1. Front
2. Mains connection box, mains connection cable, L = 1440 mm, supplied loose




KM 7464 FL - (flush installation drawings)

1. Front
2. Mains connection box with mains connection cable L = 1440 mm
3. Stepped cut-out natural stone worktop
4. Wood support 12 mm (not supplied)

KM 7474 FL

Induction cooktop

Onset controls with PowerFlex cooking zone for maximum versatility and performance.



- Quick selection using convenient ComfortSelect
- Attractive design - 800 mm wide with frameless design
- Versatile and fast - 4 cooking zones including 1 PowerFlex area
- Comm. with the rangehood - automatic function Con@ctivity 3.0
- Broad performance spectrum - keeping warm function and TwinBooster

Heating type	
Heating type	Induction
Construction type	
Independent of oven	•
Design	
Elegant glass ceramic surface	•
Print design	LightPrint
Frameless design	•
Zone details	
Number of zones	4
PowerFlex zones	
Number	2
Diameter in mm	150x230
Power rating in W	2100
Booster in W	3000
TwinBooster in W	3650
Zones	
Position	front left
Type	Dual-circuit ring
Diameter in mm	Ø 160-220
Power rating in W	2300
Booster in W	3000
TwinBooster in W	3650
Position	rear centre
Type	Dual-circuit ring
Diameter in mm	Ø 100-160
Power rating in W	1400
Booster in W	2200
Position	centre right
Type	PowerFlex bridge
Diameter in mm	230x390
Power rating in W	3400
Booster in W	4800
TwinBooster in W	7300
User convenience	
Operation via touchpad controls	ComfortSelect
Pan/Pan-size sensors	•
Stop & Go function	•
Minute minder	•
Automatic switch-off for all zones	•
AutoBoost	•
Keeping warm	•
Individual setting options (e.g. audible signal tones)	•
Indicators	
Digital power level display	•
Appliance networking	
Automatic function Con@ctivity 3.0	Pre-equipped
Cleaning convenience	
Easy to clean ceramic surface	•
Safety	
Safety cut-out	•
Lock function	•
System lock	•
Integrated cooling fan	•
Overheating protection	•
Residual heat indicator	•