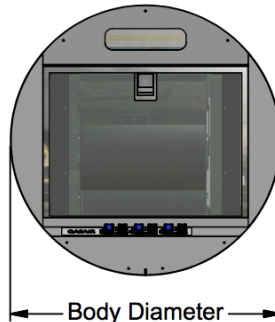
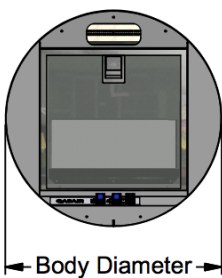
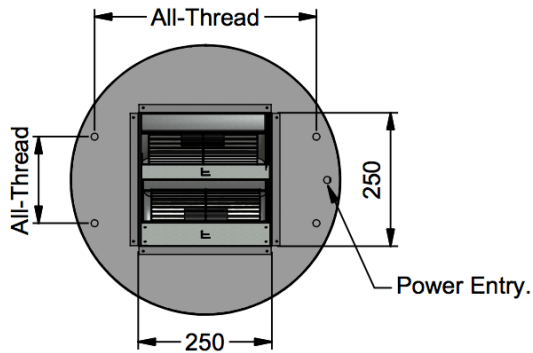
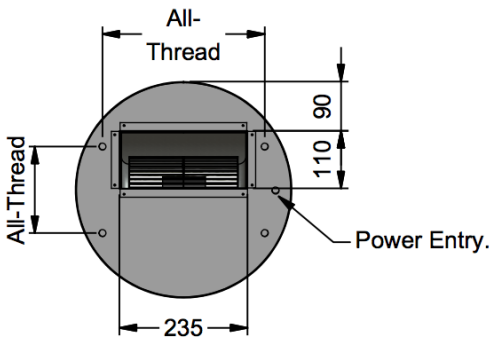

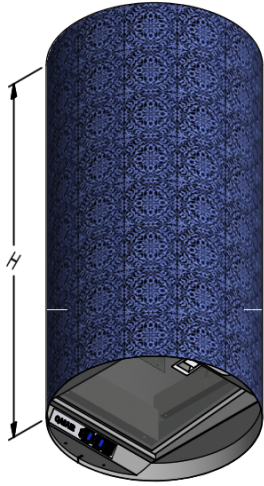


SENECA CEILING MOUNTED HOOD

SEN



Model	SEN 400L-1	SEN 500L-2	Model	SEN 400L-1	SEN 500L-2
Body Diameter	400mm	500mm	Filter Size	272mm x 272mm	379mm x 290mm
Motor Box / Flue Width	N/A	N/A	Conversion Top/Back Back/Top	N/A	N/A
Motor Qty	1	2	Electrical Connection	10 Amp Lead	10 Amp Lead
LED Light	Cool	Cool	Minimum Height (H =)	550mm	650mm
Nightlight	NO	YES	Maximum Height (H =)	1100mm	1100mm
Light Qty	1	1	PowderKote® Available	N/A	N/A
Light Centres	Centre	Centre	All-thread Fixing Centres	300mm x 160mm	410mm x 160mm
Filter Qty	1	1	Corner Type	N/A	N/A