

SINGLE MOTOR DUCTING

I/I = Inside to Inside Measurement

NOTE:

This Zinc Alume Strip is provided to join some duct pieces together. It will be clearly shown on the drawing of the piece it is supplied with.

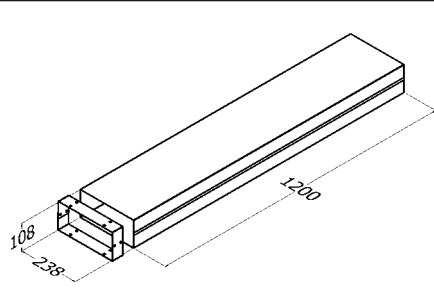
ROOF COWLS, WALL VENTS AND WALL VENT COVERS

SS = Stainless Steel

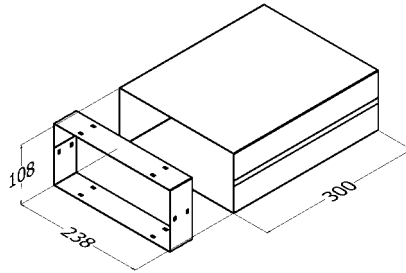
Ducting with the SS code is made in stainless steel type 445M2 which has a chromium content of 22% which is far greater than marine grade stainless steel and provides better protection.

SS = Stainless steel

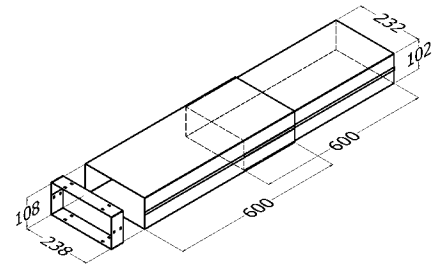
CP = Colourbond **OR** Powderkote



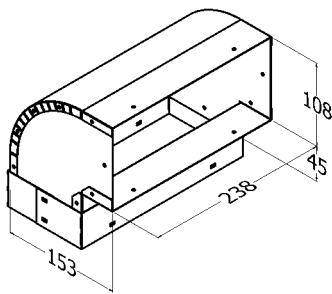
101. DL-1
DL-1 CP
Single Motor Duct Length 1200mm



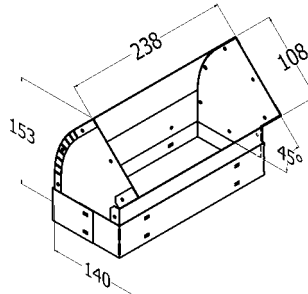
102. DL-1 A
Single Motor Duct Length 300mm



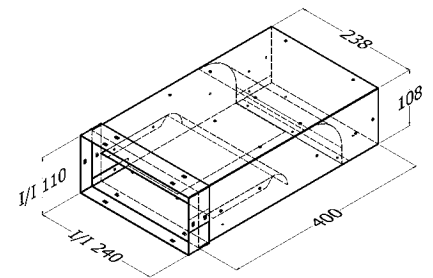
103. DL-1 E
Single Motor Duct Length Extension



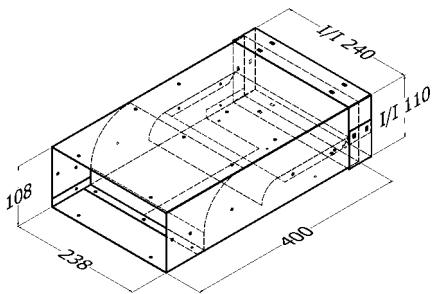
104. HB-1
Horizontal Bend Single Motor 90°



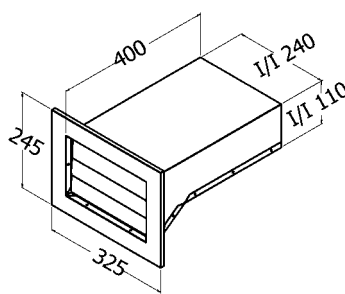
105. HB-1/45
Horizontal Bend Single Motor 45°



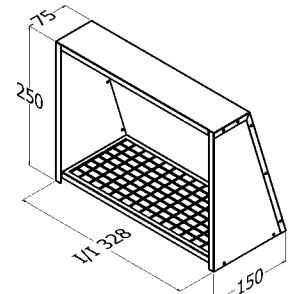
106. DD-1H L
Duct Director Single Motor Horizontal Left



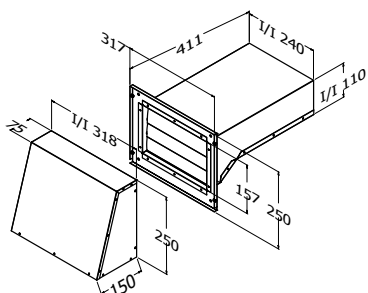
107. DD-1H R
Duct Director Single Motor Horizontal Right



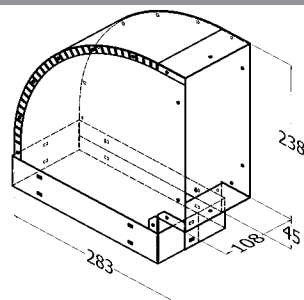
108. BD/WV-H-1
BD/WV-H-1 SS
Back Draft Wall Vent Single Motor Horizontal



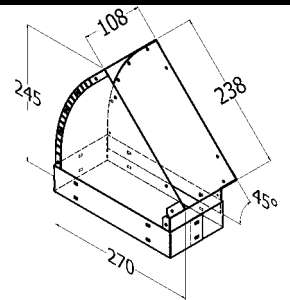
109. WVC-H-1
WVC-H-1 SS
Wall Vent Cover Single Motor Horizontal



110. BD/WV/K-H-1
Back Draft Wall Vent & Cover Single Motor Horizontal kit assembled as one piece



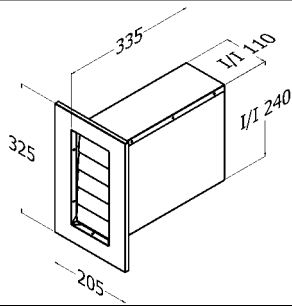
111. VB-1
Vertical Bend Single Motor 90°



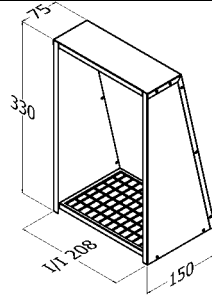
112. VB-1/45
Vertical Bend Single Motor 45°

SS = Stainless steel

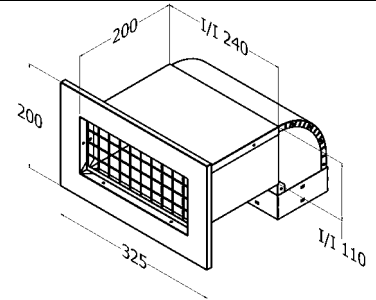
CP = Colourbond OR Powderkote



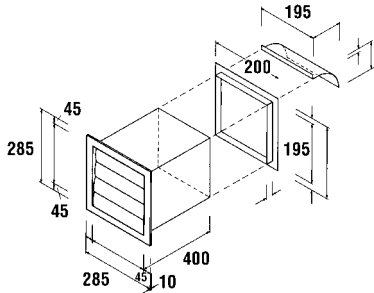
113. BD/WV-1
BD/WV-1 SS
Back Draft Wall Vent Single Motor Vertical



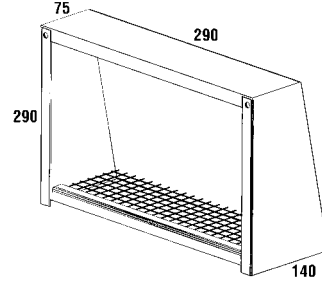
114. WVC-V-1
WVC-V-1 SS
Wall Vent Cover Single Motor Vertical



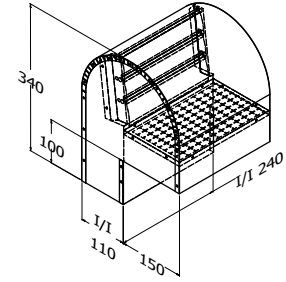
115. EV/DL-1
Eave Vent to Suit DL-1



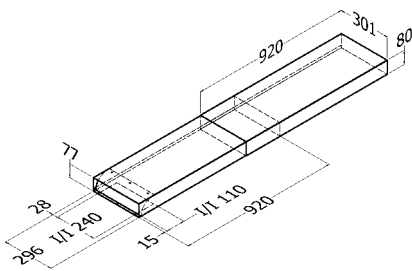
116. BD-6/7/9-WV-R/R
Back Draft Wall Vent Rear Register Kit to Suit
6/7/900H



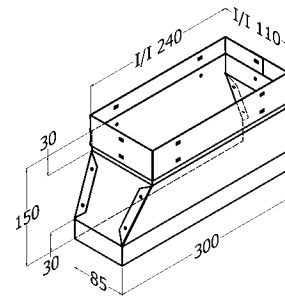
117. WVC-6/7/9H-R/R
Wall Vent Cover to Suit Rear Register Kit for 6/7/900H



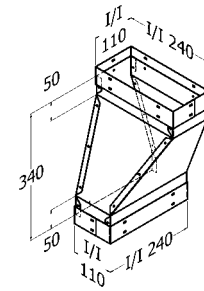
118. BD/RC-1
BD/RC-1 SS
BD/RC-1 CP
Back Draft Roof Cowl Single Motor



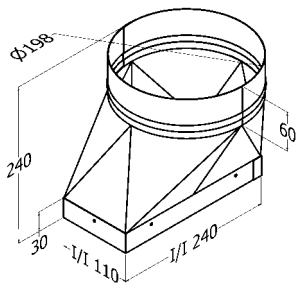
119. CD-920
Cavity Duct Extendible



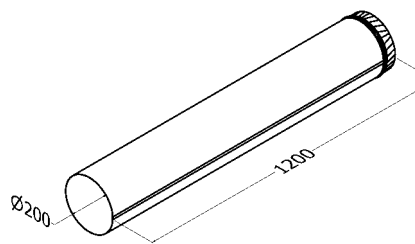
120. CD-920 TO DL-1
Cavity Duct to DL-1



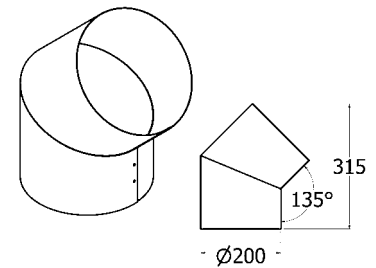
121 TT-1
Twisted Transition Single Motor



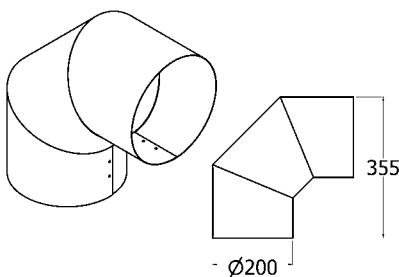
122. TR-1
Single Motor Transition DL-1 to 200ø



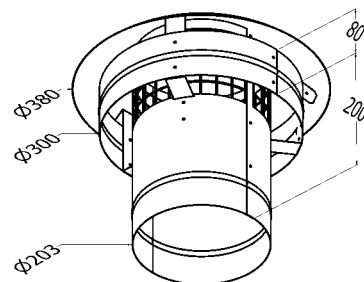
123. DR-200
DR-200 CP
Duct Length 200ø



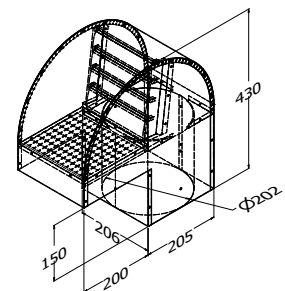
124. DR-200/45
200ø Bend 45°



125. DR-200/90
200ø Bend 90°



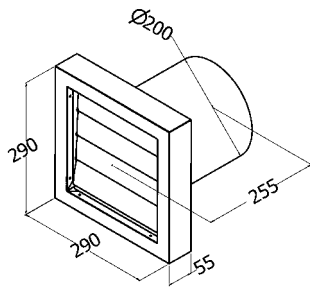
126. CH-200
CH-200 CP
Chairman's Hat 200ø



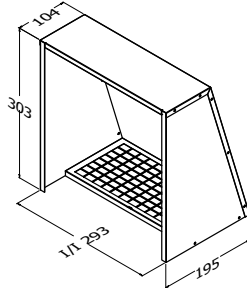
127. BD/SQ-RC 200
BD/SQ-RC 200 CP
Back Draft Roof Cowl Single Motor 200ø

SS = Stainless steel

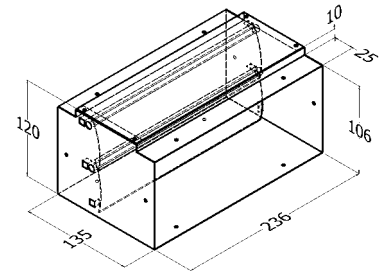
CP = Colourbond OR Powderkote



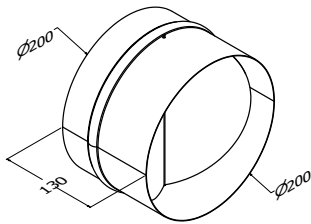
128. BD/WV-200
Back Draft Wall Vent Single Motor 200ø



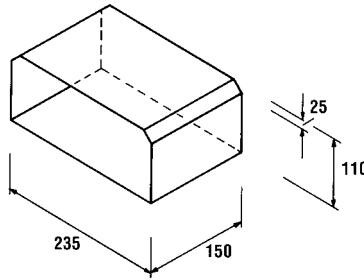
129. WVC-200
WVC-200 SS
Wall Vent cover to Suit Single Motor 200ø



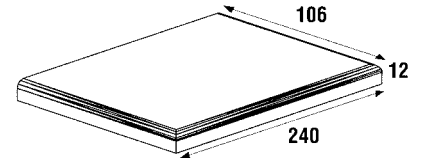
130. BD/D-1 (Previously BD/M-1)
Back Draft Damper Single Motor DL-1



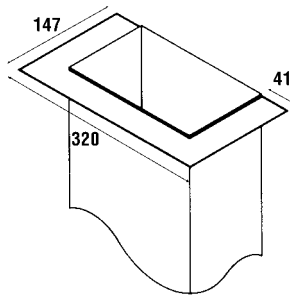
131. BD/D 200
Back Draft Damper Single Motor 200ø



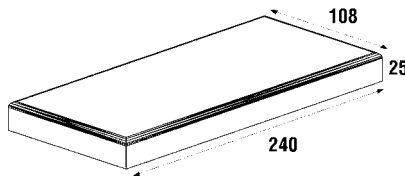
132. DLE-DLE
Flue Joiner Single Motor



133. DLE-S/S CAP
Stainless Steel Flue Cap to Suit DLE



134. CF 6/7/900H
Ceiling Flange to Suit 6/7/900H



135. 6/7/900H-SC
Spiggot Cap to Suit 6/7/900H

QASAIR RESERVES THE RIGHT TO CHANGE SPECIFICATION WITHOUT NOTICE © IS A REGISTERED TRADE MARK MADE IN RINGWOOD 3134