



Color Variants

VG491211AU
Stainless steel
Width 90 cm

VG491211AU
Vario gas cooktop 400 series
Stainless steel
Width 90 cm
Natural gas 10 mbar

Five multi-ring burners, up to 17 kW
Full electronic power level regulation on 12 levels
Precise and reproducible flame size
Automatic fast ignition, electronic flame monitoring with automatic re-ignition
Simmer function for cooking on a very low output level
Solid smooth-surface cast iron pan supports
Solid stainless steel control knob
Precision crafting of 3 mm stainless steel
For surface mounting with a visible edge or for flush mounting
Can be combined perfectly with other Vario appliances of the 400 series

Cooking zones

1 multi-ring wok burner (300 W – 5000 W), suitable for pots up to max. ø 32 cm.
2 two-ring high output burners (160 W – 4000 W), suitable for pots up to max. ø 28 cm.
2 two-ring standard burners (160 W – 2000 W), suitable for pots up to max. ø 24 cm.

Handling

Control knobs with illuminated ring, cooking zone and output level markings.
One-handed operation.
Full electronic control in 12 output levels for exact power level regulation plus simmer function.
Automatic fast ignition.

Features

Simmer function.
Three-part cast iron pan support with flat, continuous pot surface.
Brass burner rings.

Safety

Electronic flame monitoring with automatic re-ignition.
Residual heat indication.
Safety shut-off.

Planning notes

Depending on the type of installation (surface-mounted or flush-mounted, with or without an appliance cover), the specific location of the cut-out and the knob positions may vary.
The horizontal positioning of the knobs may be aligned with the specific burners.
The drawing "Installation of the control knob" must be observed if the panel is more than 23 mm thick (there must be a recess at the rear).
If combining several Vario appliances of the 400 series, a connection strip VA 420 must be placed between the appliances. Depending on the type of installation, the corresponding connection strip must be provided.
The bearing capacity and stability, in the case of thin worktops in particular, must be supported using suitable substructures. Take into account the appliance weight and additional loads.
Additional instructions for flush mounting:

Characteristics

Product name/family
gas hob w integrated controls

Built-in / Free-standing
Built-in

Energy input
Gas

Total number of positions that can be used at the same time
5

Required niche size for installation (HxWxD)
141 x 887 x 492

Width of the appliance
908

Dimensions
141 x 908 x 520

Dimensions of the packed product (HxWxD)
300 x 700 x 1010

Net weight
30.540

Gross weight
33.3

Residual heat indicator
without

Location of control panel
External control

Basic surface material
brushed stainless steel

Color of surface
Stainless steel, Stainless steel

Color of frame
Stainless steel, Stainless steel

Approval certificates
Australia Standards

Length electrical supply cord
140

EAN code
4242006262822

Electrical connection rating
15

Gas connection rating
17000

Fuse protection
2

Voltage
220-240

Frequency
50; 60

Consumption and connection features

2021-10-06
Page 1

Installation is possible in worktops made of stone, synthetics or solid wood. Heat resistance and watertight sealing of the cut edges must be observed. Concerning other materials please consult the worktop manufacturer.

The groove must be continuous and even, so that uniform placing of the appliance on the gasket is ensured. Do not use discontinuous lining.

The joint width may vary due to size tolerances of the combinations and of the worktop cut-out.

If installing several appliances in individual cut-outs allow for a division bar of minimum 50 mm between the individual cut-outs.

Special nozzles (for LPG) can be ordered as spare parts.

Plan for an electrical connection (the appliance is not operable without power supply).

Air intake from above.

No intermediate shelf required.

Rear panel and wall trims must be heat-resistant and consist of a non-flammable material.

A minimum lateral clearance of at least 300 mm from adjacent heat-sensitive furniture or contact surfaces must be observed or thermal insulation fitted. Installation in a 90 cm wide lower cabinet is required.

The combination with VL 414 is not recommended, since the air extraction from the centre burner cannot be guaranteed due to the distance.

With a total connected load of more than 11 kW local regulations concerning room ventilation, room size and combination of extraction or recirculation hoods must be observed.

Minimum clearance between gas cooktop(s) with more than 11 kW and ventilation hood 70 cm.

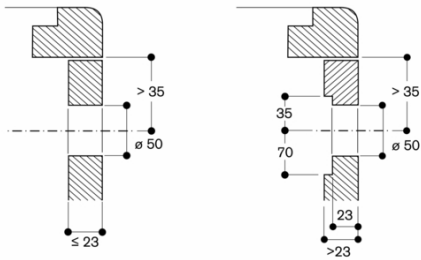
Appliance can be snapped into the worktop from above.

Appliance weight: approx. 31. kg

Connection

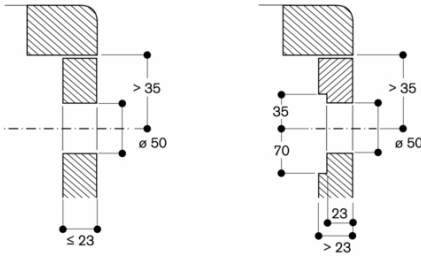
Total connected load gas 17.0 KW.
Total connected load electric 15.0 W.
Connecting cable 1.4 m with plug.

Installation of the control knob; flush installation

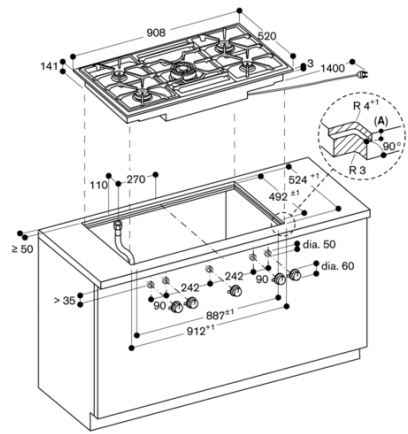


measurements in mm

Installation of the control knob; surface mounting

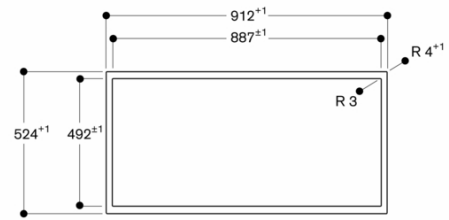


measurements in mm



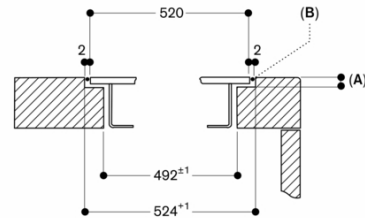
A: 3.5^{±0.5}
 6.5^{±0.5}in combinations with frameless induction hobs
 measurements in mm

View from above



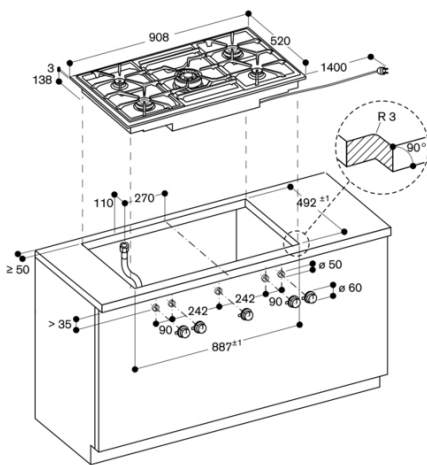
measurements in mm

Cross-section



A: 3.5^{±0.5}
 6.5^{±0.5}in combinations with frameless induction hobs
 B: Fill with silicone

measurements in mm



measurements in mm

VG491211AU

Vario gas cooktop 400 series

Stainless steel

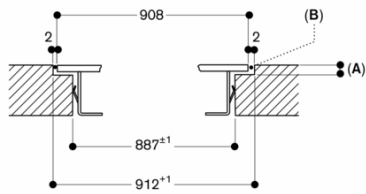
Width 90 cm

Natural gas 10 mbar

2021-10-06

Page 3

Longitudinal section



A: $3.5^{+0.5}$
 $6.5^{+0.5}$ in combinations with frameless induction hobs

B: Fill with silicone

measurements in mm