

ICBCSO30CM/B/TH

**FEATURES**

Larger than similar units, can make multiple dishes at once

Easy-access water tank provides 90 minutes of steam cooking

Temperature probe cooks to ideal doneness and lets you know when it's ready

Program in when you want your dish to be ready

Gourmet mode adjusts time, temperature, humidity for perfect results

Rigorously tested for decades of use

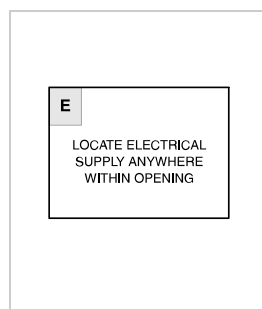
Exceptional support from our Customer Care team



PRODUCT SPECIFICATIONS

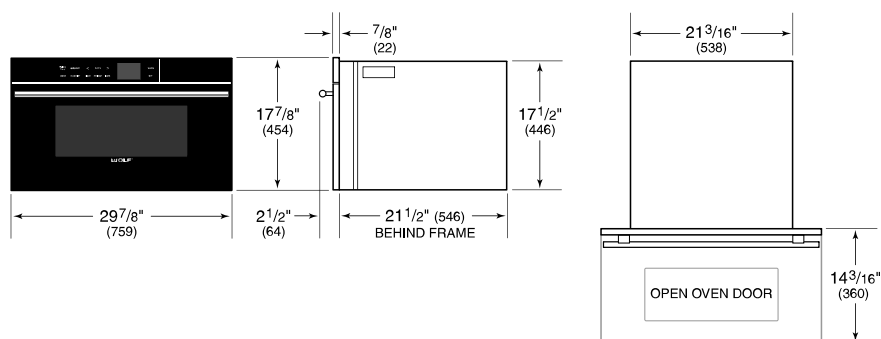
Model	ICBCSO30CM/B/TH
Dimensions	759mmW x 454mmH x 546mmD
Oven Interior Dimensions	454mmW x 279mmH x 400mmD
Capacity	51 L
Door Clearance	360mm
Weight	36 kg
Electrical Supply	220-240 VAC; 50 Hz
Electrical Service	3800 W

ELECTRICAL

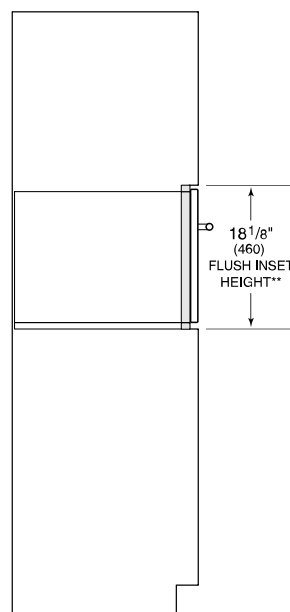
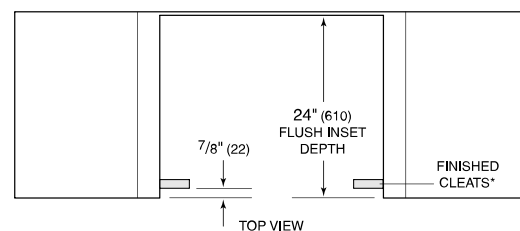


NOTE: Dimensions in parenthesis are in millimeters unless otherwise specified

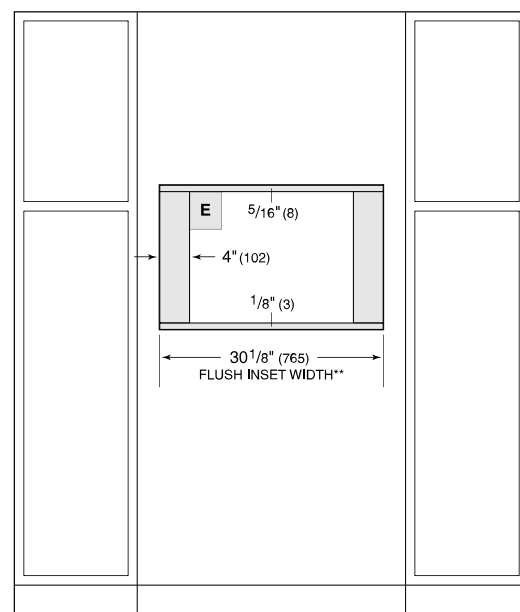
DIMENSIONS



FLUSH INSTALLATION



SIDE VIEW



FRONT VIEW

*Will be visible and should be finished to match cabinetry.
**Dimension provides minimum reveals.

GUIDE ONLY.

THESE SPECIFICATIONS ARE A GUIDE ONLY. Not suitable for cabinetry, installation or services location.

SUB-ZERO AND WOLF OFFER A CUSTOMISED DESIGN CHECK SERVICE to ensure your new appliances are installed perfectly. Please contact our Customer Care team for further information regarding our Design Check Service, or for detailed product specification and installation advice.

Phone: 03 9600 2218 Email: enquiries@subzero.com

Sub-Zero and Wolf Design Guides are also available via our website: www.subzero-wolf.com.au